



**Tt**<sup>®</sup> **esPORTS**  
By Thermaltake

**DRACONEM** RGB  
GAMING MOUSE PAD

|                |                         |       |    |
|----------------|-------------------------|-------|----|
| <b>PAGE 01</b> | <b>Main Interface</b>   |       |    |
|                | • Main                  | ----- | 01 |
|                |                         | ----- | 02 |
|                |                         | ----- | 03 |
| <b>PAGE 04</b> | <b>Lighting Setting</b> |       |    |
|                | • SPECTRUM RUNNING      | ----- | 04 |
|                | • PULSE                 | ----- | 05 |
|                | • WAVE                  | ----- | 06 |
|                | • STATIC                | ----- | 07 |
| <b>PAGE 08</b> | <b>Firmware Update</b>  |       |    |
|                | • Updating the Firmware | ----- | 08 |
|                |                         | ----- | 09 |
|                |                         | ----- | 10 |
|                |                         | ----- | 11 |
|                |                         | ----- | 12 |

| CONTENT ONE

# Main Interface



## Reset / Tt Forum Registration / Product Info / Close / Settings

- Reset** : Reset all current settings
- Tt Forum Registration** : Register to our Tt FORUM.
- Product Info** : for more product information
- Close** : Close Tt eSPORTS DRACONEM RGB GUI Software
- Minimize** :

## Profile

Select up to 3 profiles

## Basic Mode

Standard lighting effect selection

## Firmware Update

Check for firmware update

## Lighting Effect Option

Change lighting effects

## Apply

Click 'Apply' after completing desired profile and import settings



## Product Series

Highlights which DRACONEM RGB Series currently in use: Soft/Hard

## Animated Display

Preview your lighting effect before applying

## Color Selection

Manually enter desired color scheme via 0~255 selection or choose from color palette.

## Tt eSPORTS/Facebook/Language

- Tt eSPORTS: Visit Tt eSPORTS website
- Facebook: Visit Tt eSPORTS Facebook page
- Language: Current Language



## Profile Settings

Software offers up to 3 individual profile settings for color customization.



### Profile Selection

Choose from Profile 1 to 3



### BASIC Mode

Four Effects for you to select and customize on DRACONEM RGB.

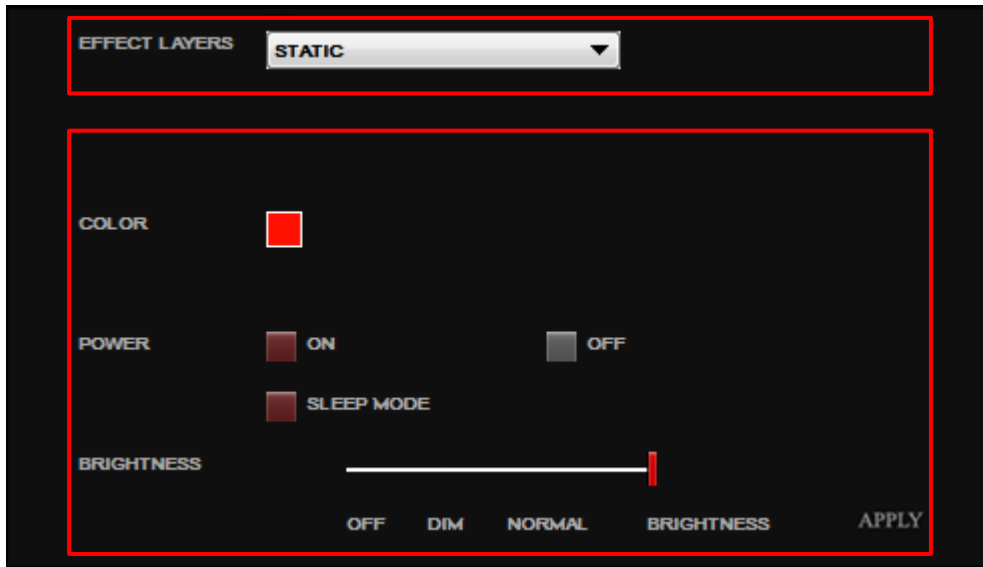
### FW UPDATE

Check for latest firmware update and download if required.



### Animated Display

Preview color customization with animated display.



## EFFECT LAYERS : Choose lighting effects

Effects preview, Static, Pulse, Wave & Spectrum Running

## Adjust lighting effects

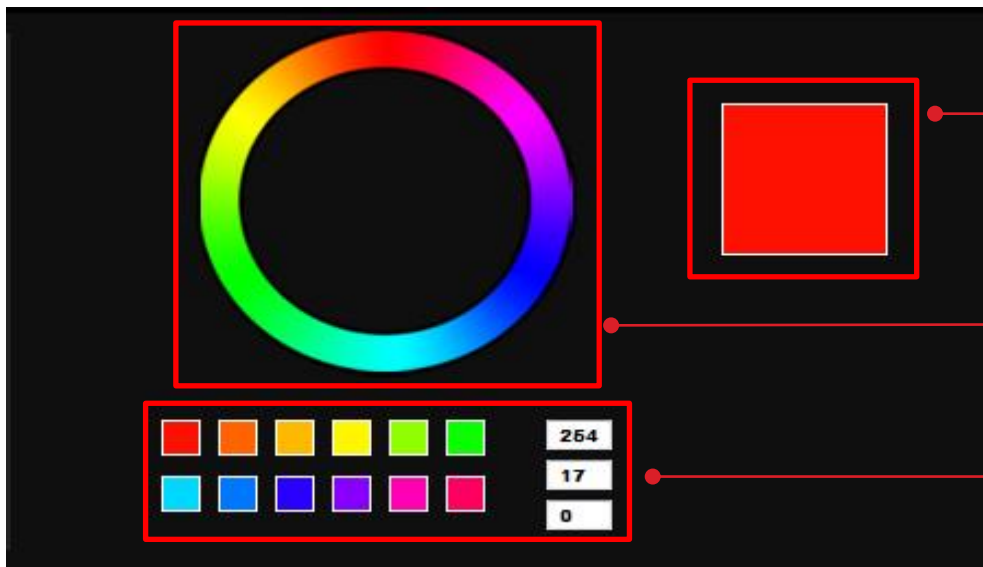
**SPEED** : Adjust speed of lighting effect

**COLOR** : Select color of lighting effect

**POWER** : ON/OFF

**BRIGHTNESS** : Adjust brightness levels

**APPLY**: Select to save settings



Color preview

Color selection via color palette

Manual color selection from 0 to 255 range

## | CONTENT FOUR

# Light Settings



# SPECTRUM RUNNING

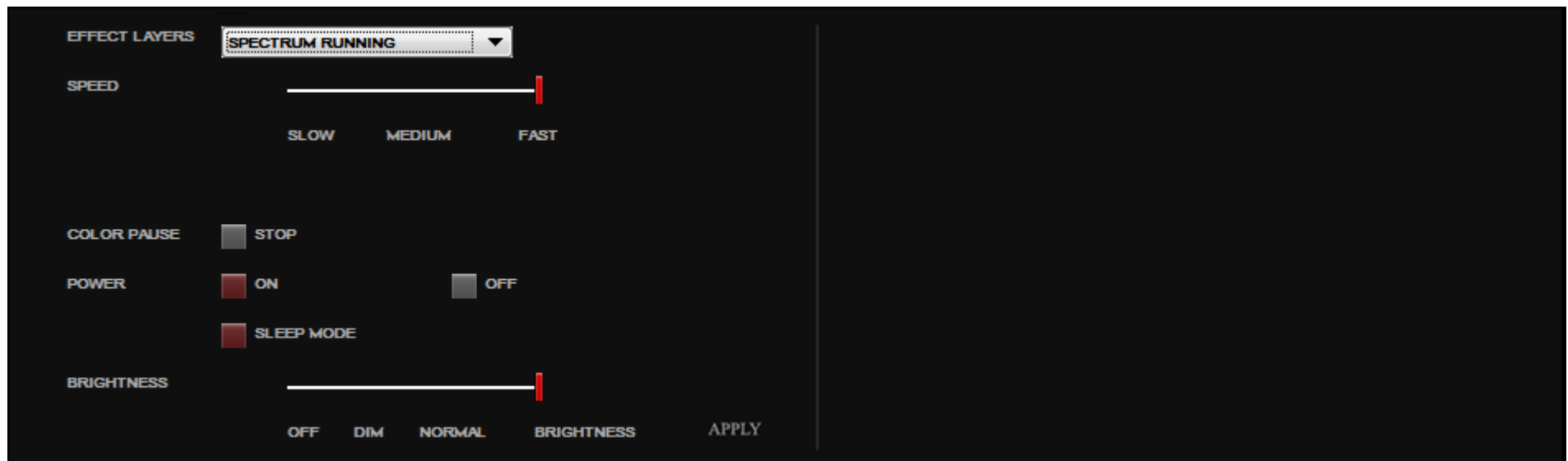
**SPEED** : Adjust speed of lighting effect

**POWER** : ON/OFF

**SLEEP MODE** : Switch off all lighting when display is turned off

**BRIGHTNESS** : Adjust brightness levels

**APPLY**: Select to save settings







# PULSE

**SPEED** : Adjust speed of lighting effect

**EFFECT MODE RANDOM** : Random color cycle

**EFFECT MODE ALRERNATING** : Two color cycle

**POWER** : ON/OFF

**SLEEP MODE** : Switch off all lighting when display is turned off

**BRIGHTNESS** : Adjust brightness levels

**APPLY**: Select to save settings

**EFFECT LAYERS** PULSE

**SPEED** SLOW MEDIUM FAST

**EFFECT MODE** RANDOM ALTERNATING

**COLOR PAUSE** STOP COLOR1 COLOR2

**POWER** ON OFF SLEEP MODE

**BRIGHTNESS** OFF DIM NORMAL BRIGHTNESS

APPLY

265  
0  
0



# WAVE

**SPEED** Adjust speed of lighting effect

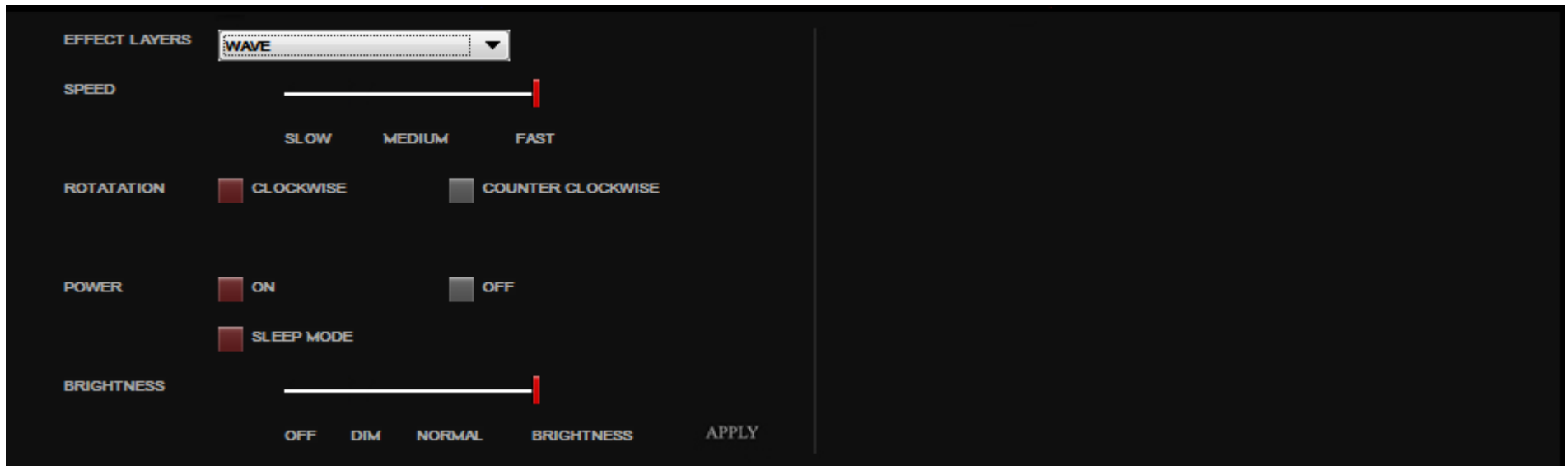
**EFFECT MODE RANDOM** : Random color cycle

**POWER** : ON/OFF

**ROTATION** : CLOCKWISE & COUNTER CLOCKWISE

**BRIGHTNESS** : Adjust brightness levels

**APPLY**: Select to save settings





# STATIC

**COLOR** : Choose the color

**POWER** : ON/OFF

**ROTATION** : CLOCKWISE & COUNTER CLOCKWISE

**BRIGHTNESS** : Adjust brightness levels

**APPLY**: Select to save settings



## | CONTENT FIVE

# Firmware Update



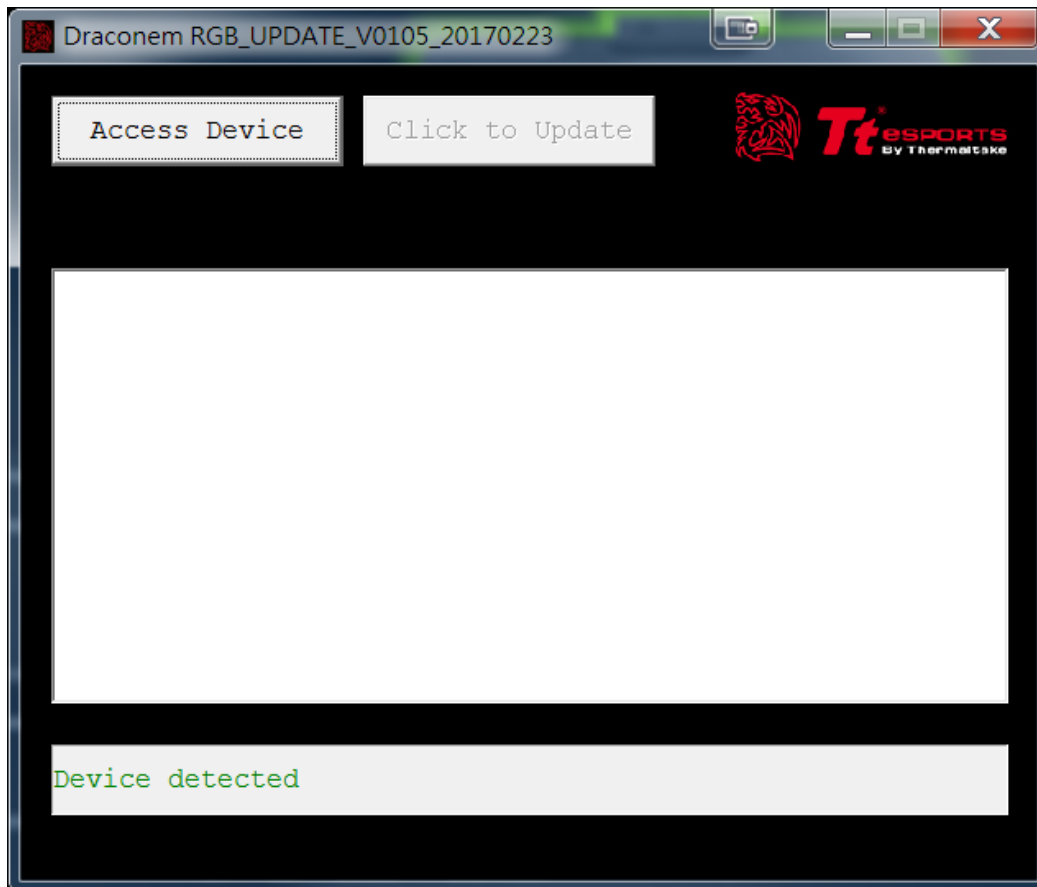
## Updating Firmware

① Access Device

② Click to update

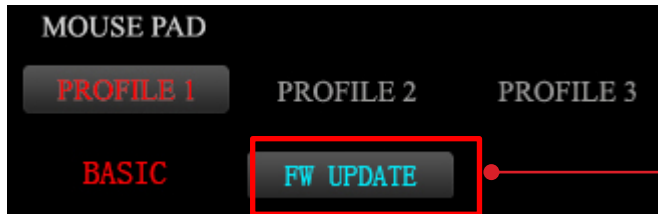
### Please note:

Whilst firmware is updating, do not unplug device, turn off your computer or exit the software. This may result in the device become unstable.





## STEP 1



Click FW UPDATE to check version

## STEP 2



Access Device



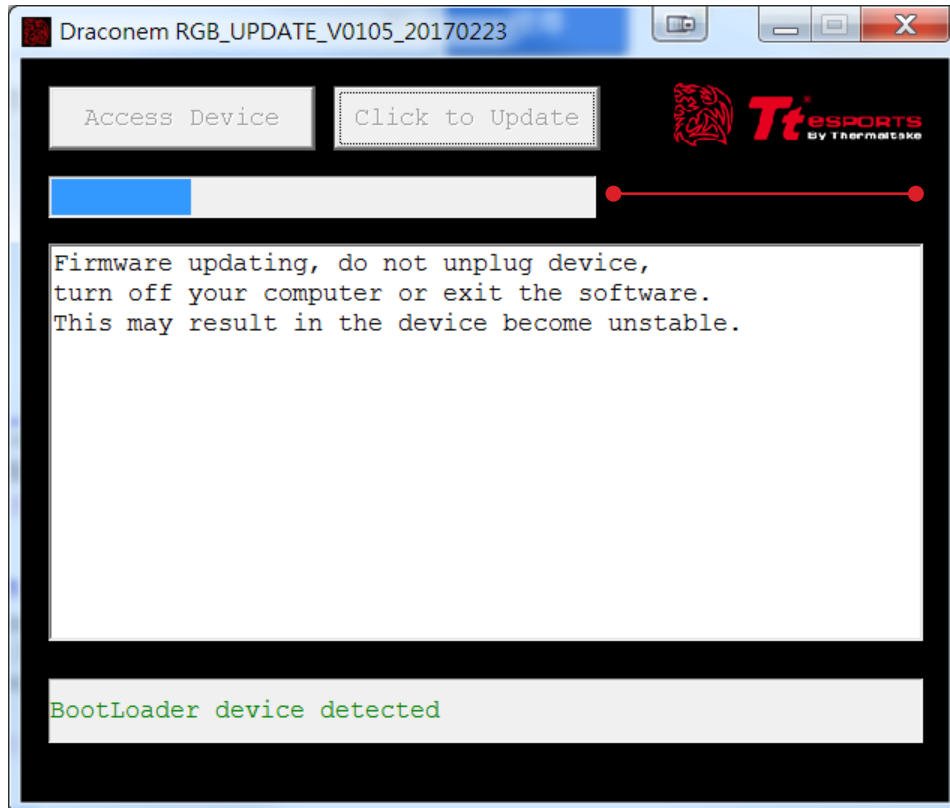
## STEP 3



Update the latest version



## STEP 4



Whilst firmware is updating, do not unplug device, turn off your computer or exit the software. This may result in the device become unstable.





## Update finished

